


# AOBA & AOBA Alliance Utility Rate Case Update

January 28, 2026

*This publication is intended as an information source for members of the Apartment and Office Building Association of Metropolitan Washington ("AOBA") and participants in the AOBA Alliance, Inc. The content should not be construed as legal or other professional advice, and readers should not act upon information in this publication without professional advice. Copyright © 2026 AOBA. All rights reserved.*



# Agenda

## Maryland

Washington Gas – Case No. 9849- New - Filed December 29, 2025

Pepco – Case No. 9820 – Litigation In Progress

## Virginia

Washington Gas – Case No. PUR-2025-00091 - Litigation In Progress

Dominion Virginia Power – Case Nos. PUR-2025-00058 and PUR-2025-00059 – SCC Order Issued

## District of Columbia

Pepco - Formal Case No. 1176 Appeal Update and Member Impact- Court Decision Pending

Washington Gas - Formal Case No. 1180 – PSC Order Issued

# Washington Gas Maryland Case No. 9849- New

- Washington Gas Light Company filed an application for an increase in revenue of **\$82.5 million on December 29, 2025**. The Company requests an increase of \$82.5 million in annual operating revenues based on a proposed 8.07% Rate of Return and a Return on Equity of 10.85%.
- The proposed increase includes \$15.4 million of revenue requirement from the transfer of STRIDE program costs to base rates. The new rates proposed would be **effective on July 27, 2026**.
- Commercial customer classes would see approximately a 20% increase for those buildings that heat or cool using natural gas and Group Metered Apartment Heating and Cooling customer classes would receive increases of 25%.

# Washington Gas Maryland Case No. 9849- New

- Those increases would be for the Washington Gas distribution components only and do not include the gas supply charges.
- Washington Gas' estimates, including gas supply using the Purchased Gas Cost ("PGC"), show an increase between 10-18% for AOBA member buildings based on Washington Gas' calculations.
- AOBA has intervened in this case on behalf of AOBA members. A pre-hearing conference is scheduled for January 27, 2026, but no procedural schedule has been established at this time.

[Case 9849](#)

[Schedule D](#)

# Washington Gas Maryland Case No. 9849- New

Washington Gas MD Case No. 9849				
Schedule C		Initial Filing Request	WG Charges Only	WG Including PGC Costs
Residential		Increase	% Increase	% Increase
	1 Heating & Cooling	\$ 52,591,000	20.45%	10.62%
	2 Non-Heating/Cooling	\$ 368,000	25.63%	13.91%
Commercial & Industrial				
	4 Heating & Cooling <3,000 therms	\$ 2,385,000	17.35%	10.09%
	5 Heating & Cooling >3,000 therms	\$ 14,982,000	20.32%	13.68%
	7 Non-Heating & Cooling	\$ 1,918,000	21.33%	17.18%
Group Metered Apartments				
	9 Heating & Cooling	\$ 4,742,000	25.41%	17.98%
	11 Non-Heating & Cooling	\$ 353,000	13.86%	10.11%
Interruptible				
	12 Interruptible	\$ 4,529,000	19.38%	19.38%
Other Revenue				
	14 Other Operating Revenue	\$ 631,000		
	<b>Total</b>	<b>\$ 82,499,000</b>	<b>20.23%</b>	<b>11.72%</b>
WG Case No. 9849 Schedule D Exhibit CSF-08				

# Washington Gas Maryland Case No. 9849- New

- **These estimates from Washington Gas are based on class averages. WG has proposed significant changes to the allocation of costs within each customer class which may cause significant variations in the impact on individual buildings.**
- Washington Gas' Application states:
  - “the non-residential customer classes' current block rates are beginning a transition to a flat, single-rate structure. As part of this transition for all non-residential customers, the Company proposes to narrow the current differentials between block rates. In addition, for C&I and GMA customers that are currently on a three-block declining rate structure, the Company proposes to reduce the number of blocks to two blocks.”
- This block rate change will likely impact large natural gas users significantly with the large increases in the 2<sup>nd</sup> level charges shown below.

# Washington Gas Maryland Case No. 9849- New

Page 2 of 2


## Your charges in detail

Rate Class: Group Metered Apartments Heating Delivery Service  
Next Read Date: January 27, 2026


Meter Number	From date	To date	Reading Type	Previous Reading	Current Reading	Consumption Billed CCF
259777	11/25/25	12/30/25	Actual	411,401	419,440	8,039
Total CCF						8,039
Total Therms(TH) used for 36 days (Total CCFx1.039)						8,352.5

Payments/ Credits	Payment December 2, 2025	\$-4,003.42
	<b>Total Payments/Credits</b>	<b>\$-4,003.42</b>

Distribution service	Previous Bill Amount	\$1,741.35
	Payments/credits Applied	<del>\$-1,741.35</del>
	<b>Balance brought forward</b>	<b>\$0.00</b>

	<b>DISTRIBUTION SERVICE</b>	
	Distribution Charge 300.0 TH x .4618	\$138.54
	Distribution Charge 6,700.0 TH x .3330	\$2,231.10
	Distribution Charge 1,352.5 TH x .2582	\$349.21
	STRIDE Surcharge	\$26.77
	EmPower MD Surcharge	\$79.35
	System Charge	\$55.85
	<b>TAXES</b>	
	Montgomery County Tax 8,352.5 TH x .0974104	\$813.62
	MD Gross Receipts Tax Surcharge	\$1.04
	<b>Total Current Washington Gas Charges</b>	<b>\$3,695.48</b>
	<b>Total Washington Gas Charges This Period</b>	<b>\$3,695.48</b>

Natural Gas supply service	Previous Bill Amount	\$2,262.07
	Payments/credits Applied	<del>\$-2,262.07</del>
	<b>Balance brought forward</b>	<b>\$0.00</b>

	Commodity Charge 8,352.5 TH [REDACTED]	[REDACTED]
	Balancing 8,352.5 TH [REDACTED]	[REDACTED]
	<b>Constellation New Energy subtotal</b>	<b>[REDACTED]</b>

**Actual Monthly Distribution and Natural Gas Supply Service Charges** [REDACTED]

Washington Gas protects customers' account information. It is shared only with the person whose name appears on the account, and only that person can authorize that a second name be added.

## About your supplier

Your gas is supplied by Constellation New Energy. To contact Constellation New Energy: 1-855-465-1244

Washington Gas is regulated by the Maryland Public Service Commission. [www.psc.state.md.us](http://www.psc.state.md.us). Washington Gas will furnish rate schedule and bill calculation data upon request.

MD Commission phone: 800-492-0474

MD Commission address: William Donald Schaefer Tower 6 St Paul St., 16th Fl, Baltimore MD 21202

## Questions?

 Bill Inquiries: 844-WASHGAS 711 for TTY/TDD; voice relay

 844-WASHGAS (844-927-4427) Mon-Fri 8am-6pm

 If you smell gas: Call 911 then 844-WASHGAS

 [customersupport@washgas.com](mailto:customersupport@washgas.com)

 [washingtongas.com](http://washingtongas.com)

## Understanding your bill:

Scan the QR code below or visit <https://www.washingtongas.com/billing-and-payment/billing>



# Washington Gas Maryland Case No. 9849- New

Block Structure	Firm Commercial & Industrial > 3000 Therms		
	Current	Proposed	Change
1st 300 therms	\$ 0.5118	\$ 0.3895	-23.9%
Next 6700 therms	\$ 0.3044	\$ 0.3895	28.0%
> 7000 therms	\$ 0.2167	\$ 0.3116	43.8%
Block Structure	Group Metered Apatments		
	Current	Proposed	Change
1st 300 therms	\$ 0.4189	\$ 0.3878	-7.4%
Next 6700 therms	\$ 0.2901	\$ 0.3878	33.7%
> 7000 therms	\$ 0.2153	\$ 0.3103	44.1%

- Under the old structure, the distribution rates declined on three blocks
- WGL's new proposal eliminates the third block and flattens the declining rate

# Washington Gas Maryland Case No. 9849- New

## Timeline

- Maryland law requires that utility base rate increase applications be considered and decided within 210 days from the date the Application is filed for a historic test year rate case and decided within 10 months from the date an Application is filed for a multi-year rate case.
- Therefore, Washington Gas rates will increase on and after July 27, 2026.

# Pepco Maryland Case No. 9820

- Pepco filed an Application for Adjustment to its Retail Rates for the Distribution of Electricity for a **\$133 million rate increase in Maryland on October 14, 2025**. New rates will be effective **August 10, 2026**.
- Pepco's request actually consists of two different rate applications, one based on an historical test year for **\$142.0 million** increase, and the other based on a fully forecasted test year for **\$133.0 million** increase. The first hearing date was November 18, 2025.
- AOBA filed a Motion to Dismiss/Reject Pepco's Application and OPC also filed a motion to reject Pepco's application or portions thereof. Both motions were denied without prejudice. AOBA **anticipates the rate increase for commercial customers between 23% -29%, if not more.**

# Pepco Maryland Case No. 9820

## Current Annualized Revenue and Allocation of Proposed Increase in Distribution Revenues by Rate Schedule

(A)	(B)	(C)	(D) = (B) + (C)
Fully Forecasted Test Year (FFTY)			
Rate Schedule	Current Revenue (\$)	Allocated Revenue Requirement Increase (\$)	Total Revenue Requirement (\$)
R	\$ 344,281,644	\$ 69,932,645	\$ 414,214,289
RTM	\$ 50,516,466	\$ 10,261,221	\$ 60,777,687
GS LV	\$ 23,960,058	\$ -	\$ 23,960,058
T	\$ 707,742	\$ -	\$ 707,742
EV	\$ 998	\$ -	\$ 998
MGT LV	\$ 150,339,498	\$ 34,067,725	\$ 184,407,224
MGT 3A	\$ 1,421,860	\$ 335,028	\$ 1,756,887
GT LV	\$ 33,835,528	\$ 7,667,310	\$ 41,502,838
GT 3A	\$ 32,466,351	\$ 7,649,932	\$ 40,116,283
GT 3B	\$ 1,770,568	\$ -	\$ 1,770,568
TM RT	\$ 3,867,254	\$ 911,227	\$ 4,778,481
SL	\$ 1,566,570	\$ 318,211	\$ 1,884,781
SSL	\$ 10,339,329	\$ 2,100,189	\$ 12,439,518
OL	\$ 488,542	\$ -	\$ 488,542
TN	\$ 401,445	\$ -	\$ 401,445
<b>Total</b>	<b>\$ 655,963,853</b>	<b>\$ 133,243,489</b>	<b>\$ 789,207,342</b>

## Customer Impact

The allocation of the rate increase is shown below with approximately \$80 million of the increase applied to residential rate payers.

# Pepco Maryland Case No. 9820

- AOBA preliminarily reviewed a few sample accounts to calculate the impact on rates going forward for an MGT\_LV and a GT\_LV account.
- The chart presents this in multiple formats and includes ONLY the three rate case components (customer charge, distribution charge and demand charge)
- Budget impact for CY 2026 (assuming the rate increase begins in August 2026, seven months at current rates, four plus months at new rates)
- Impact of the rate increase just for the months of August to December 2026.

Maryland Case 9820 Pepco MD				
AOBA Sample Building				
	Rate Case Components *		Total Distribution **	
	CY 2026 increase	Aug-Dec 2026 Increase	CY 2026 increase	Aug-Dec 2026 Increase
MGT_LV	9.1%	22.5%	2.9%	10.0%
GT_LV	12.3%	28.5%	6.4%	15.0%
* Pepco Charges Only- Customer Charge, Distribution Charge and Demand Charge				
** Estimated Distribution Charges including Riders				

# Pepco Maryland Case No. 9820

- For budget purposes, the MGT\_LV building should expect an increase of **10%** in their total distribution costs from Pepco for the months of August to December 2026 with an annualized total impact on 2026 budgets of approximately a **3% increase**.
- Your building could have different impacts based on your building size and load shape and other factors, including the other riders included in your Pepco bill.

## What Does it All Mean?

- Members should expect this new rate increase (Case No. 9820) to be **implemented August 10, 2026**, and adjust budgets accordingly. AOBA and AOBA Alliance are available to help with forecasts and impacts based on this initial filing.

# Washington Gas Virginia

## Case No. PUR-2025-00091

### Case No. PUR-2025-00091

- On **July 31, 2025**, Washington Gas filed an application with the Virginia State Corporation Commission (“SCC”) requesting an increase in rates of **\$65.3 million**, in addition to the transfer of **\$38.7 million** of the costs of investments in infrastructure replacements made pursuant to the Company’s Steps to Advance Virginia’s Energy Plan (“SAVE Plan”) from the SAVE Rider to base rates, i.e., a total increase in rates of **\$104.1 million**.
- Washington Gas is requesting a Return on Equity of 10.85% and a Rate of Return of 7.96%.
- The preliminary review of the revenue request notes that the average increase in **distribution costs for members is 30-35%**, which would result in an approximate **16-27 % increase in total Washington Gas Virginia bills beginning December 28, 2025, subject to refund**.
- In Virginia, by statute a requested rate increase becomes effective five months after the Application is filed with the SCC. Therefore, the rates as requested by Washington Gas became **effective as of December 28, 2025**, subject to refund when the SCC rules on the merits of the Application.
- AOBA filed a Notice of Participation to intervene on October 14, 2025.

# Washington Gas Virginia Case No. PUR-2025-00091

Washington Gas Light Company  
Virginia

**Determination of Present and Proposed Revenue by Customer Class  
Amount and Percent Change Resulting From Proposed Rate Design**

**Based on 12 Months Ended December 31, 2024 - Ratemaking**

Line No.	Description	Ratemaking Number of Bills B	Average Number of Customers C=B/12	Ratemaking Annual Therms D a/	Gas Cost	Revenues (000's) Excluding Gas Cost				Revenues (000's) Including Gas Cost				Line No.
						Present Rates E	Proposed Rates F	Increase Amount G=F-E	Increase Percent H=G/E	Present Rates I	Proposed Rates J	Increase Amount K=J-I	Increase Percent L=K/I	
1	<b>SALE / DELIVERY OF GAS REVENUE</b>													1
2	Residential	6,350,314	529,193	374,831,622	\$ 180,490	\$ 282,657	\$ 355,803	\$ 73,146	25.88%	\$ 463,147	\$ 536,293	\$ 73,146	15.79%	2
3	<b>Commercial and Industrial</b>													
4	Heating and/or Cooling	308,474	25,706	138,028,893	\$ 49,548	61,031	79,167	18,136	29.72%	110,579	128,715	18,136	16.40%	4
5	Non-heating and Non-cooling	27,244	2,270	9,611,234	\$ 3,046	3,527	4,718	1,191	33.77%	6,573	7,764	1,191	18.12%	5
6	Large Customers	1,911	159	60,730,108	\$ 2,969	13,102	17,526	4,424	33.77%	16,071	20,495	4,424	27.53%	6
7	<b>Group Metered Apartments</b>													7
8	Heating and/or Cooling	22,650	1,888	29,523,574	\$ 7,898	12,479	16,188	3,709	29.72%	20,377	24,086	3,709	18.20%	8
9	Non-heating and Non-cooling	17,175	1,431	5,113,209	\$ 1,251	2,038	2,586	528	25.91%	3,289	3,817	528	16.05%	9
10	Large Customers	399	33	5,344,347	\$ 724	1,855	2,482	627	33.80%	2,579	3,206	627	24.31%	10
11	Total Firm Classes	6,728,167	560,680	623,182,986	245,926	376,689	478,450	101,761	27.01%	622,615	724,376	101,761	16.34%	11
12	Interruptible (Total)	1,437	120	50,545,622	-	7,920	10,059	2,139	27.01%	7,920	10,059	2,139	27.01%	12
13	Total Sales of Gas Revenue	6,729,604	560,800	673,728,608	\$ 245,926	\$ 384,609	\$ 488,509	\$ 103,900	27.01%	\$ 630,535	\$ 734,435	\$ 103,900	16.48%	13
14	<b>OTHER OPERATING REVENUE</b>													14
15	Late Payment Charges									\$ 2,427	\$ 2,679	\$ 252		15
16	Miscellaneous Tariff Charges									1,799	1,799	-		16
17	Other									730	730	-		17
18	Total Other Operating Revenue									\$ 4,956	\$ 5,208	\$ 252	5.10%	18
19	Total Revenue									\$ 635,491	\$ 739,643	\$ 104,152	16.40%	19



# Washington Gas Virginia Case No. PUR-2025-00091

## Impact on AOBA members:

- The preliminary review of the revenue request finds that the average increase in **distribution costs** for members is approximately **26% - 34%**, which would result in an approximate **16% - 27%** increase in total Washington Gas Virginia bills (including the PGC) beginning December 28, 2025, subject to refund.

## [WG Rate Impact](#)

# Dominion Virginia Power

## Case No. PUR-2025-00058, Biennial Review

- Dominion filed its biennial review on March 31, 2025, with a rate increase request that did not include purchased capacity costs in base rates but moved capacity costs to the Fuel Rate Rider.
- The SCC determined that **Purchased Capacity Expense** should **remain in base rates** and not transferred to the fuel factor. DVP originally requested a revenue increase of **\$822 million beginning January 1, 2026**, and a further incremental increase of **\$345 million beginning January 1, 2027**, if capacity remained in base rates.
- In rebuttal testimony, Dominion updated its request requesting that rates increase by **\$706 million beginning January 1, 2026**, and increase again on **January 1, 2027, by \$257 million**, for a total increase of \$963 million, with purchased capacity costs remaining in base rates.
- In its [Order issued on November 24, 2025](#), the SCC approved a two-year rate increase for Dominion for a total of \$775.6 million, and increased rates on January 1, 2026 by \$565.7 million. Rates will increase January 1, 2027 by an additional \$209.9 million. This represents a significant reduction of approximately 34% in Dominion's initial request of \$1.167 billion.

# Dominion Virginia Power

## Case No. PUR-2025-00058, Biennial Review

- **New and increased rates were effective January 1, 2026.**
- Rates will increase again on **January 1, 2027.**
- The Company's next biennial revenue request most likely will be filed March, 2027, for implementation by January 1, 2028.
- Litigation will occur in March 2027-December 2027.
- Capacity costs will remain in base rates.
- The Fuel Factor will continue to be adjusted July 1 each year.

# Dominion Virginia Power

## Case No. PUR-2025-00058, Biennial Review

- AOBA Virginia members avoided a more significant increase from the Dominion rate case beginning January 1, 2026.
- The reduction in Dominion’s initial request was 34%, which would save a typical office building significant dollars.
- Overall, the combined proposed distribution and generation rate increases for all customer classes proposed by Dominion
- The rate increases show the increases from Dominion for customer charge, distribution charges, and electricity supply services. These components comprise approximately **45% of the Dominion charges** and do not include all of the Riders, including Fuel.

Dominion		
Base Distribution and Base Generation Revenue		
Changes to Customer Classes		
Class	2026	2027
Residential	23.9%	31.6%
GS-1	24.3%	30.4%
GS-2	21.4%	0.8%
<b>GS-3</b>	<b>30.8%</b>	<b>36.6%</b>
<b>GS-4</b>	<b>29.7%</b>	<b>44.2%</b>
GS-5	n/a	55.1%
Special Contract	0.0%	0.0%
Church	33.5%	40.4%
Outdoor Lighting	31.1%	37.3%

Dominion Witness C. Alan Givens, CAG, Schedule 1, pages 3 and 6

# Dominion Virginia Power Case No. PUR-2025-00058, Biennial Review

## Compliance Filing

- On December 9, 2025, Dominion filed Compliance Rates for implementation January 1, 2026. Dominion estimates that the increases for each rate class are as follows:

Dominion		
Base Distribution and Base Generation Revenue		
Compliance Rates		
Class	SCC Order	Initial Request
Residential	19.6%	23.9%
GS-1	18.4%	24.3%
GS-2	13.7%	21.4%
<b>GS-3</b>	<b>19.6%</b>	<b>30.8%</b>
<b>GS-4</b>	<b>18.7%</b>	<b>29.7%</b>

# Pepco DC – Formal Case No. 1176

- Year 2 rates of Pepco’s Multi-year Rate Plan (“MYP”) will go into effect **January 1, 2026** as approved in Formal Case No. 1176.
- The additional revenue increase in **Year 2 is \$23.7 million in addition to the \$99.7 million increase in 2025**, which was effective January 1, 2025.
- **Rate Impacts of the January 1, 2026** increase based on sample bills:
  - GT\_LV sample building ~3-5% increase over 2025 distribution rates
  - MGT\_LV sample building ~3-5% increase over 2025 distribution rates
  - MMA sample building ~3-5% increase over 2025 distribution rates

# Pepco DC – Formal Case No. 1176 Appeal

- The District of Columbia Office of the People’s Counsel (“OPC”) and AOBA appeal to the District of Columbia Court of Appeals oral argument was held October 28, 2025.
- A decision by the Court could take six months.
- If the appeal is successful, there most likely will be a remand to the DC PSC and further litigation will take place throughout 2026. In addition, Pepco may also file a new rate case in 2026 in the District.

# Washington Gas DC - Formal Case No. 1180

- In its November 20, 2025 [Order No. 22741](#), the Commission approved a **\$33.4 million increase for Washington Gas, instead of the \$45.6 million increase that was initially requested, a reduction of approximately 27.0%**.
- New rates became effective January 1, 2026.
- Increases for AOBA members range from **24.53% for C&I Small Commercial customers to 19.38% for C&I Large customers and Non-Heating, Non-Cooling Customers and for Group Metered Apartments**. Interruptible customers received a 15% increase. (See Compliance rates).

[Washington Gas Compliance Rates](#)

# Washington Gas DC - Formal Case No. 1180

- The Commission also **rejected the Washington Gas proposed Weather Normalization Adjustment**, which was opposed by AOBA and all other parties.
- **New Working Group:** However, Order No. 22741 established a Weather Normalization calculation based on 30 years of data in comparison to alternate calculations presented by Washington Gas. The Commission is looking to identify possible improvements to the existing weather normalization calculation.
- Further, **the Commission intends to consider modification to the General Service Provision (“GSP”) on Classes of Service. Specifically, the Commercial and Industrial (“C&I”) and Group Metered Apartments (“GMA”) have language that modifies the threshold for incurring a certain customer charge, based on 3,075 therms of normal weather usage.**
- The Commission required Staff to convene the WNC WG within 90 days of the date of Order No. 22741. The Working Group held its first meeting on January 16, 2026. The second meeting of the working group will be February 12, 2026.

# Washington Gas DC - Formal Case No. 1180

## Benefit to Members

Washington Gas DC FC 1180				
Schedule C		Initial Filing Request	Final Compliance Filing	Savings over
Residential		Increase	Increase	Initial Filing
	1 Heating & Cooling	\$ 24,900,000	\$ 18,330,608	-26.4%
	2 Non-Heating/Cooling	\$ 531,000	\$ 391,566	-26.3%
	3 Other	\$ 632,000	\$ 464,995	-26.4%
Commercial & Industrial				
	4 Heating & Cooling <3,075 therms	\$ 1,554,000	\$ 1,217,678	-21.6%
	5 Heating & Cooling >3,075 therms	\$ 10,070,000	\$ 7,417,046	-26.3%
	6 Combined Heat & Power	\$ 199,000	\$ 146,503	-26.4%
	7 Non-Heating & Cooling	\$ 1,259,000	\$ 926,516	-26.4%
	8 Natural Gas Vehicles	\$ 90,000	\$ 66,389	-26.2%
Group Metered Apartments				
	9 Heating & Cooling <3,075 therms	\$ 192,000	\$ 140,839	-26.6%
	10 Heating & Cooling >3,075 therms	\$ 4,453,000	\$ 3,280,555	-26.3%
	11 Non-Heating & Cooling	\$ 614,000	\$ 452,328	-26.3%
Interruptible				
	12 Interruptible	\$ 40,000	\$ 24,085	-39.8%
Other Revenue				
	13 Special Contract	\$ 1,000	\$ 653	-34.7%
	14 Other Operating Revenue	\$ 933,000	\$ 580,966	
	<b>Total</b>	<b>\$ 45,468,000</b>	<b>\$ 33,440,727</b>	


# Washington Gas DC - Formal Case No. 1180

## Background:

- On August 5, 2024, Washington Gas (WG) filed an Application to Increase Rates and Charges in the District of Columbia. **WG is requesting a \$45.6 million increase in rates** which includes a transfer of \$11.7 million from the PROJECTpipes surcharge to base rates, for an incremental increase of \$33.9 million. WG proposes that new rates become effective June 1, 2025. In WG's last base rate case, Formal Case No. 1169, the PSC reduced WG's request for a \$53.0 million increase to \$24.6 million, which became effective January 19, 2024.
- On September 25, 2024, Washington Gas, AOBA, OPC and all other parties reached an agreement that Direct Testimony would be filed January 24, 2025. Thereafter, rebuttal, surrebuttal and rejoinder testimony would be filed, with hearings scheduled for May 29-30, 2025, and briefs due by June 18, 2025.
- In a Joint Motion, AOBA and the District of Columbia Government requested that the Commission order WG to file additional supplemental testimony. The Commission agreed with AOBA and DCG in [Order No. 22311](#) and ordered Washington Gas to file supplemental testimony to its Application on November 4, 2024. Washington Gas filed its supplemental testimony but challenged the Commission Order, which was denied.
- AOBA, as well as OPC, DC Government and the Sierra Club all filed direct testimony on January 24, 2025 opposing the Washington Gas Application. Rebuttal and surrebuttal testimony were filed on March 25 and May 2, 2025 respectively. On February 19, 2025, the PSC issued Order No. 22366 and ordered the parties to file material issues of fact by May 23, 2025 *"so that the Commission can determine whether or not to hold an evidentiary hearing."*

# AOBA Alliance

- Pepco DC SOS Rates
  - Pepco has completed its purchases for Standard Offer Service customers.
  - AOBA and Constellation will provide guidance when these rates are published in the March 2026 timeframe at a Utility Rate Case and Energy Market Update.
- Utility Budget Assistance and Utility Issues
  - Contact me at [kcarey@aoba-metro.org](mailto:kcarey@aoba-metro.org) for utility budget questions/models and assistance in resolving utility issues.



Questions?

Frann G. Francis [ffrancis@aoba-metro.org](mailto:ffrancis@aoba-metro.org)

**MAILING ADDRESS**

1025 Connecticut Avenue, NW, Ste 1005  
Washington, DC 20036

**PHONE NUMBER**

(202) 296-3390

**WEBSITE**

[www.aoba-metro.org](http://www.aoba-metro.org)



[@AOBAMetro](https://twitter.com/AOBAMetro)



[@AOBAORG](https://www.facebook.com/AOBAORG)



[linkedin.com/company/aoba-metro](https://www.linkedin.com/company/aoba-metro)



Questions?  
Kevin Carey [kcarey@aoba-metro.org](mailto:kcarey@aoba-metro.org)

**MAILING ADDRESS**

1025 Connecticut Avenue, NW, Ste 1005  
Washington, DC 20036

**PHONE NUMBER**

(202) 296-3390

**EMAIL**

[kcarey@aoba-metro.org](mailto:kcarey@aoba-metro.org)

**WEBSITE**

[www.aobaalliance.com](http://www.aobaalliance.com)